

MACK®

Dump Trucks



GRANITE®



Mack Granite® Dump Features

Feature	Mack	Others
Galvanized steel cab for superior safety and durability.	✓	✗
Integrated powertrain aids efficiency, increased uptime and lower costs.	✓	✗
Lightweight and fuel-efficient Mack <i>mDRIVE</i> ™ transmission.	✓	✗
Bendix® Wingman® Fusion™ 2.0 integrates radar, camera and brake system data to help avoid any hazards.	✓	✗
The PreView Multi-Sensor Collision Warning System (PRECO) from Sensata Technologies uses four radar sensors to detect objects in blind spots.	✓	✗
Unique top-mounted axle carrier for less driveline friction, maximum durability and superior ground clearance.	✓	✗
Automatic power divider diverts up to 75% of power to wheels with traction driver action required.	✓	✗
Unimax® axles give drivers exceptional maneuvering, clearance and turning radius. 20k and 23k lbs. rating include 5.3" center thickness for high gross weights.	✓	✗
<i>mRIDE</i> ™ next-generation parabolic spring rear suspension with high ground clearance, extreme cross articulation and constant ground contact to maximize traction and stability.	✓	✗
Camelback suspension increases stability to handle the stress of off-road and severe duty trucking with better steering and reduced tire wear.	✓	✗
Outstanding forward and side visibility for jobsite safety. 24/7 uptime support with OneCall® hotline.	✓	✗
GuardDog® Connect proactively monitors engine performance and alerts when there is a potential problem.	✓	✗
Frame ladder with application-specific high-strength steel alloy crossmembers.	✓	✗

The leader in heavy-duty hauling.

Built to match the demands of your most severe sites, Granite dump trucks deliver the impressive durability and capability you've come to expect from the leaders in construction.



We stand by our trucks and we stand with you to get the job done, no matter what.

Here's where that confidence comes from:



Purpose-Built Cabs

The Granite cab is built for vocational work with increased visibility, comfort and safety on the jobsite.



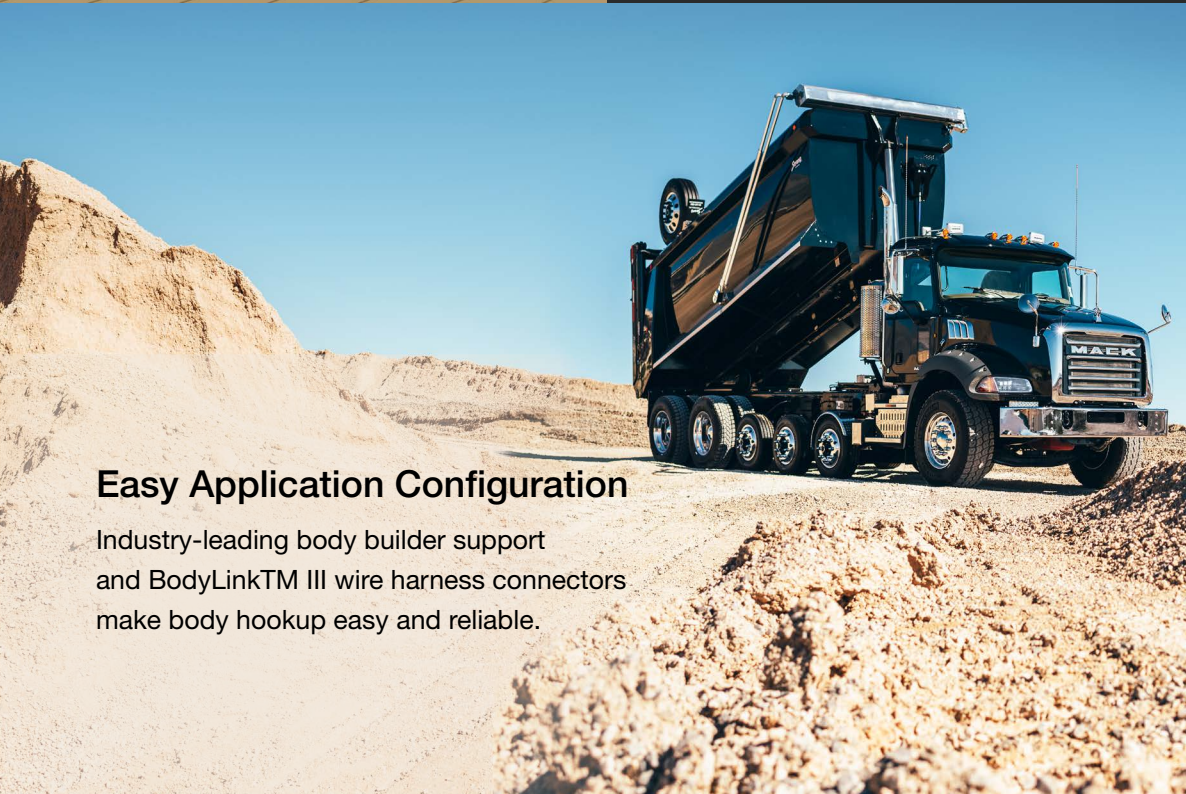
Impressive Maneuverability

Mack Command Steer reduces driver effort up to 85% and muscular strain by up to 30% to make navigating the job site comfortable and easy.



Legendary Powertrains

Mack powertrains set the standard for performance and reliability across a wide range of applications.



Easy Application Configuration


Industry-leading body builder support and BodyLink™ III wire harness connectors make body hookup easy and reliable.



The tried-and-true platform.

Granite is the vocational truck more customers trust to build their business on. We've led the construction industry for over 120 years in reliability, durability and productivity.

*Based on IHS Automotive, Polk TIP Net U.S. Class 8 Straight Truck Conventional, 10-liter and larger engines. Report period January 2014 through November 2015.



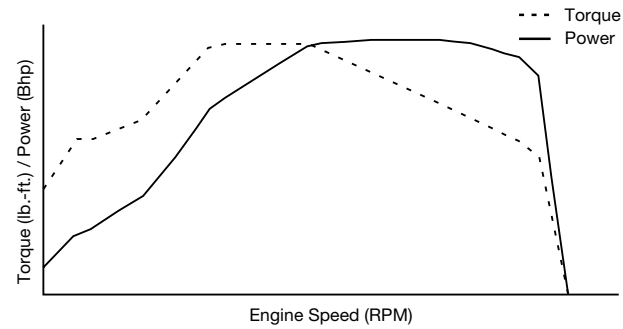
Cornerstone™ Chassis

Granite's proven Cornerstone chassis provides rock-solid performance, durability and reliability. The constant frame rail height and high-strength steel alloy design creates a stronger, lighter

frame while keeping it higher off the ground for maximum clearance. Each chassis is built with application-specific crossmembers and offered in various thicknesses.


Legendary MP[®] Engines

Power is tuned for consistent speed and torque across the wide operating range required for hauling heavy construction loads in any condition.



Get the right power curve for your needs. Mack's Maxidyne[®] engine rating has extended RPM ranges and high torque rise for off-road and jobsite use. MaxiCruise[®] offers both power and economy for off-road and on-highway.


MP7



MP[®]7

The updated 11-liter MP[®]7 engine drops 51 lbs. and gains up to 2.1% in fuel economy while offering up to 425 HP and 1,550 lb.-ft. of torque to continue its stellar reputation for weight-sensitive applications.


MP8



MP[®]8

Saving up to 2.5% in fuel and shedding 88 lbs. in weight, Mack's workhorse 13-liter MP[®]8 engine delivers up to 505 HP and 1,850 lb.-ft. of torque.

L9

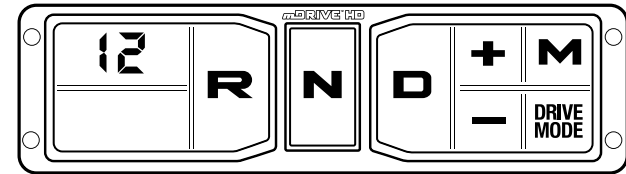


Cummins[®] L9N

Mack partners with Cummins to offer the lightweight 9-liter engine with high power density, 320 HP and 1,000 lb.-ft. of torque.

mDRIVE™ HD Automated Manual Transmission

Mack's mDRIVE HD automatically selects the best gear for the job—including 13- and 14-speed creeper gears and multi-speed reverse gears—to maximize fuel economy and reduce driver fatigue, all while weighing approximately 150 lbs. less than an automatic transmission.



32:1 Gear Ratio

The 14-speed has an extra-deep 32:1 gear ratio that allows for the low-speed creeping needed for controlled dumping.

Auto Neutral


Improves jobsite safety by automatically shifting into Neutral when the parking brake is set.

Rolling Start

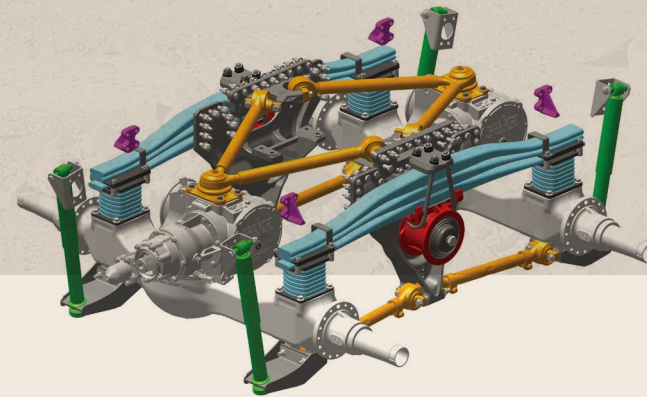
Allows drivers to go directly from Neutral to Drive without applying the service brake. This eliminates bumps in the paving surface when operating close to a paver.

Grade Gripper

Keeps your position steady on an incline for up to three seconds after the brake is released, so there's no dangerous roll backs.



Axles & Suspensions




mRIDE™ and Camelback Suspensions

Mack® rear suspensions are designed for the toughness of vocational applications and offer world-class stability, articulation and roll rate.

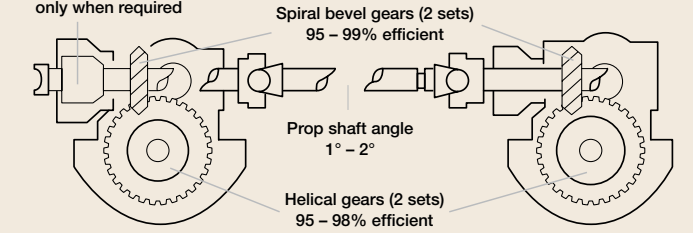
Top-Mounted Carriers

Cast ductile iron axle housings and top-mounted carriers stand up to high gross vehicle weight and provide an additional 2" of ground clearance over conventional rear axles. Near-straight driveline angles provide more efficient and reliable performance.



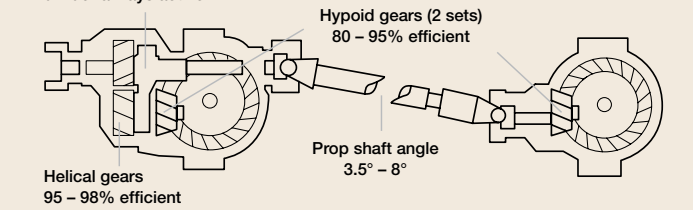
Mack Driveline

Mack power divider active only when required



Industry Standard Driveline

Industry standard power divider always active



Power Divider

For improved traction, Mack rear axles feature an automatic inter-axle power divider that diverts up to 75% power to wheels with traction. An optional interwheel divider can be used in addition to preserve traction. A power divider lockout disables diverters as needed so all wheels turn equally for traction in severe conditions.

Body installation made easy.

Mack's clean-back-of-cab construction makes it easy to customize for any application right out of the factory.

- Easy mount space for exhausts on the rear passenger side
- Rear-engine power take-off (REPTO)
- Special mixer crossmember designed for mounting mixer barrel pump
- Frame rail transition plates for safe and strong body mounting
- Fuel tanks, battery packs and more on frame rails under the cab
- Additional access panel in the cab floor to service the REPTO



Granite Axle Back Day Cab

The Granite comes in true set-forward and set-back front axle positions to allow you to spec both bridge formulas and standard mixers.



Advanced Cab Design

Cabs are made from galvanized steel with full-size steps and grab handles to make entry and exit safer. The sloped hood, large rear window and side peep window deliver maximum visibility.



BodyLink III

BodyLink III electrical connector simplifies the body installation. It integrates communication from your body to the truck ECU and is multiplexing capable without the need to splice wires or compromise quality. Post block terminals are located in the top of the dash for additional connection points.




Body Builder Support Group

Mack simplifies support services with a focused body builder group that offers prompt access to Mack experts who can answer questions while spec'ing a truck or during the body upfit process.

Harness the power of integrated uptime.

Mack's exclusive uptime and productivity solution, Mack Connect, combines intelligent software, predictive analytics, driver-assist technologies and more to help you keep your trucks—and your business—moving forward.



Mack OneCall®

Around-the-clock roadside assistance and customer support from a team of highly trained uptime experts.
Call 800-866-1177



GuardDog® Connect

Automated truck performance monitoring that alerts OneCall of any issues. OneCall's 24/7 support teams give drivers, dealers and Uptime Center staff access to the parts and repair information they need while you're on the road.



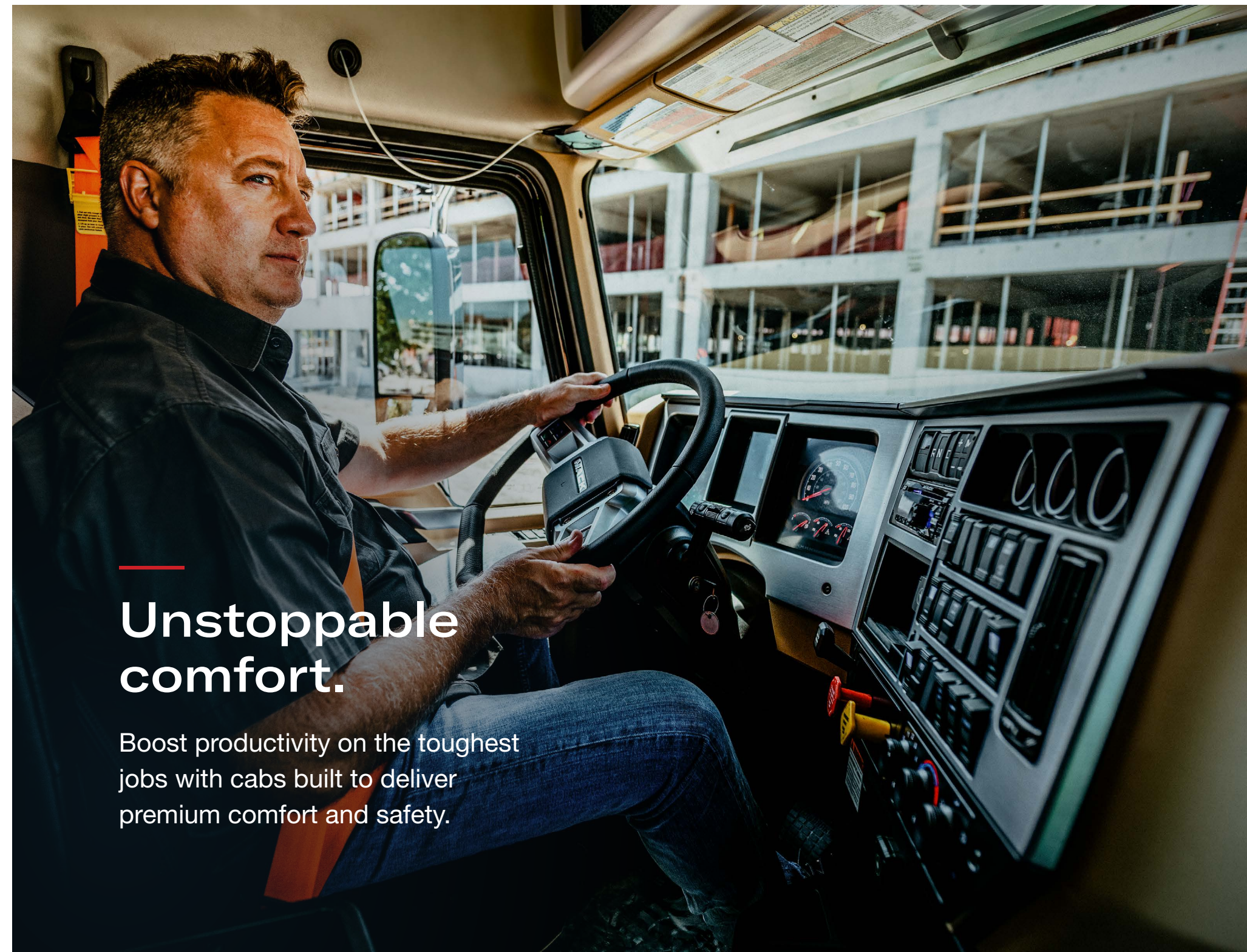
Over The Air (OTA) Software Updates

Wirelessly updates software without disrupting your schedules, while increasing operational efficiency and uptime. Requires GuardDog Connect.



Certified Uptime Dealers

Dealers identify quick fixes and put them in the fast lane for completion, while giving larger repairs the attention they need—so you get back on the road faster.



Unstoppable comfort.

Boost productivity on the toughest jobs with cabs built to deliver premium comfort and safety.

More control. Less effort.

Industry-Exclusive Command Steer

By reducing driver effort up to 85%, Command Steer can cut muscular strain by up to 30% to reduce the risk of long-term injury.

Flat-Bottom Steering Wheel

An industry first, the flat-bottom steering wheel allows more clearance for entry or exit.

Auto-Inspired Controls

Integrated controls connect steering buttons with infotainment, mobile phones and digital displays.



A foundation
for productivity.



Premium Air Seat

Mack-exclusive Sears Seating features high-density foam cushioning and 4-chamber lumbar support for all-day comfort.



RollTek® Seating

Airbag-equipped RollTek seats provide the ultimate protection to significantly increase driver safety.

Work hard.
Drive easy.



Instrument Panel

Easy-to-read gauges bring important information to the forefront.

Mack Co-Pilot™

Our standard 5" full-color digital display provides enhanced visibility and simpler navigation without distractions.

MACK®

©2023 Mack Trucks, Inc. All rights reserved. Mack, Mack and the Bulldog design, Bulldog and all other marks contained herein are registered trademarks of Mack Trucks, Inc. and/or Mack Trucks, Inc. affiliated companies. All other marks contained herein are the property of their respective owners.

BRO-GRAN-DUMP-OX-0523